



## Tanzania: IDYDC Data Review

March 2024

### Program Results:

- The scorecard submitted on 11 December 2024 contained data for **5 interventions, 133 graduates, and 150 participants**. The graduation rate equals 88%.
- Since January 2024, there have been a total of 10 interventions, 251 graduates and 274 participants from the program. The **overall graduate rate for 2024 is 91%**.
  - 100% of graduates were male
  - graduate ages ranged from 7 to 19, with an **average age of 12 years old**
  - All interventions occurred before/after school
- Interventions for Zinduka took place at one site: Iringa Town.

### Coach Results:

#### *Implementation*

- Since January 2024, there have been **20 coaches implementing interventions**.
- Average of **2 interventions per coach**, with a maximum of 8 interventions for one coach.
- **Average of 27 participants at any one intervention**, with a maximum of 36 participants and a minimum of 18 participants.

#### *Coach Support Visits*

- In 2024, IDYDC conducted **20 CSVs**, conducted by 2 staff members.
- 16 of the 20 implementing coaches received one or more CSVs.
- Looking at the Big Five areas, 38% received a rating of “Excellent” and 62% of “Meets Expectations”; no coaches received a rating of “Needs Improvement”.

### Testing Events:

- Since January 2024, IDYDC overall has distributed 120 bed nets, held 1 testing event, and tested a total of 500 people. 1 person tested positive for Malaria.

### Pre/Post Challenge Outcomes:

#### *December 2024 Scorecard Data*



- 117 Pre Challenges and Post Challenges were delivered.
- **Overall percent change was 26%.**
- No statements found a negative percent change from pre to post.
- **Two statements demonstrated 0% change from pre to post:** “It is okay for someone with malaria to stop taking their medication as soon as they start to feel better” (**74% pre, 74% post**) and “It is best to get malaria medication from a traditional healer” (**88% pre, 88% post**).
  - Looking at all statements that relate to malaria, there was only a 4% change (**83% pre, 86% post**), indicating an area for review and possible improvement.
- The statements with the greatest positive percent change were “I have talked about HIV with an adult in the past two months (outside ZINDUKA)” (**24% pre, 64% post, 167% change**); “I have talked about HIV with a friend in the past two months (outside ZINDUKA)” (**36% pre, 78% post, 117% change**); “I can say no to sex even if my friends pressure me” (**41% pre, 71% post, 73% change**).
- All three categories found a considerable positive increase, with **communication statements showing a percent change of 137%**, attitude statements 16%, and knowledge statements 23%.
- **8 out of the 15 statements had a post score above 90%.**
- The theme areas with the highest demonstrated percent change were HIV stigma (**36% pre, 71% post, 97% change**), age-disparate sex (**65% pre, 95% post, 43% change**), and multiple partners (**70% pre, 95% post, 36% change**). The theme areas with the lowest percent change were malaria (**83% pre, 86% post, 4% change**) and self-esteem (**92% pre, 97% post, 5% change**).



## December 2024 Scorecard Data: Pre/Post Challenge Question-by-Question Analysis

### Tanzania SKILLZ Zinduka - IDYDC (1m.5.0) Pre/Post Question-by-Question Summary

| Question  | Pre        | Post       | % Change   |
|---|------------|------------|------------|
| I have talked about HIV with an adult in the past two months (outside ZINDUKA).                           | 24%        | 64%        | 167%       |
| I have talked about HIV with a friend in the past two months (outside ZINDUKA).                           | 36%        | 78%        | 117%       |
| Having sex with an older partner increases my risk of getting HIV.  | 65%        | 95%        | 46%        |
| The most effective way to avoid getting HIV is to abstain from sex.                                       | 74%        | 93%        | 26%        |
| Having more than one sexual partner over the same time period increases my risk of getting HIV.           | 70%        | 95%        | 36%        |
| It is easier for HIV to enter my body if I have sex without a condom.                                     | 79%        | 98%        | 24%        |
| It is okay for someone with malaria to stop taking their medication as soon as they start to feel better. | 74%        | 74%        | 0%         |
| Sleeping under a long lasting insecticidal net (LLIN) every night can help protect me from malaria.       | 87%        | 95%        | 9%         |
| I feel good about who I am.   | 92%        | 97%        | 5%         |
| I would say no to playing sport with someone who has HIV.   | 50%        | 71%        | 42%        |
| A boy's opinion is more important than a girl's.  | 64%        | 76%        | 19%        |
| I can say no to sex even if my friends pressure me.   | 41%        | 71%        | 73%        |
| It is best to get malaria medication from a traditional healer.   | 88%        | 88%        | 0%         |
| I am ready to take an HIV test.   | 85%        | 98%        | 15%        |
| I can reach my goals in life.   | 93%        | 98%        | 5%         |
| <b>Overall Average</b>  | <b>68%</b> | <b>86%</b> | <b>26%</b> |

| Pre/Post Summary by Category | PRE        | POST       | % Change    |
|------------------------------|------------|------------|-------------|
| <b>Attitudes</b>             | <b>73%</b> | <b>85%</b> | <b>16%</b>  |
| <b>Communication</b>         | <b>30%</b> | <b>71%</b> | <b>137%</b> |
| <b>Knowledge</b>             | <b>75%</b> | <b>92%</b> | <b>23%</b>  |

| Pre/Post Summary by Desired Outcome | PRE        | POST       | % Change   |
|-------------------------------------|------------|------------|------------|
| <b>Age-Disparate Sex</b>            | <b>65%</b> | <b>95%</b> | <b>46%</b> |
| <b>Condom Use</b>                   | <b>79%</b> | <b>98%</b> | <b>24%</b> |
| <b>Delayed Sexual Debut</b>         | <b>74%</b> | <b>93%</b> | <b>26%</b> |
| <b>Gender Equitable Norms</b>       | <b>64%</b> | <b>76%</b> | <b>19%</b> |
| <b>HIV Stigma</b>                   | <b>36%</b> | <b>71%</b> | <b>97%</b> |
| <b>HIV Testing</b>                  | <b>85%</b> | <b>98%</b> | <b>15%</b> |
| <b>Malaria</b>                      | <b>83%</b> | <b>86%</b> | <b>4%</b>  |
| <b>Multiple Partners</b>            | <b>70%</b> | <b>95%</b> | <b>36%</b> |
| <b>Self-Efficacy</b>                | <b>67%</b> | <b>84%</b> | <b>25%</b> |
| <b>Self-Esteem</b>                  | <b>92%</b> | <b>97%</b> | <b>5%</b>  |

| Notes   |                        |
|---|------------------------|
| <b>Sample size : 129</b>  | <b>Age range : 0-0</b> |
| <b>Date range : Mon Oct 09<br/>00:00:00 GMT 2017 - Sat<br/>Nov 11 00:00:00 GMT 2017</b> | <b>Sex : Male</b>      |



# Tanzania IDYDC Overall Dashboard Images

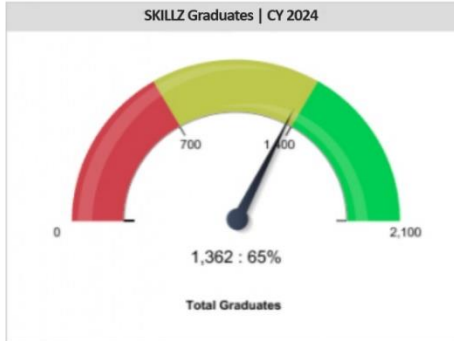
## Tanzania IDYDC Overall Dashboard 2024

Help for this Page

Find a dashboard... Edit Clone Refresh As of Today at 09:18

Viewing as Sarah Miller

### Program Characteristics



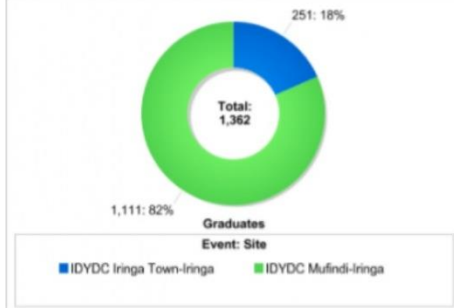
#### SKILLZ Data | CY 2024

| End Date     | Number of Interventions | Total Participants | Total Graduates |
|--------------|-------------------------|--------------------|-----------------|
| CY 2024      | 10                      | 274                | 251             |
| <b>Total</b> | <b>10</b>               | <b>274</b>         | <b>251</b>      |

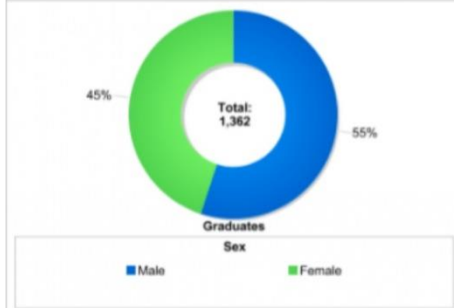
#### SKILLZ Programming | 3-Year Trend

| End Date     | Number of Interventions | Total Participants | Total Graduates |
|--------------|-------------------------|--------------------|-----------------|
| CY 2024      | 49                      | 1,385              | 1,362           |
| CY 2023      | 93                      | 2,411              | 2,396           |
| CY 2022      | 71                      | 1,927              | 1,925           |
| CY 2021      | 114                     | 2,982              | 2,945           |
| <b>Total</b> | <b>327</b>              | <b>8,705</b>       | <b>8,628</b>    |

#### Graduated By Site | CY 2024



#### Graduated By Sex | CY 2024

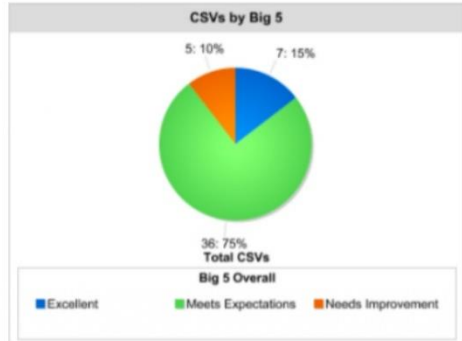


\*\*This excludes sex specific programming

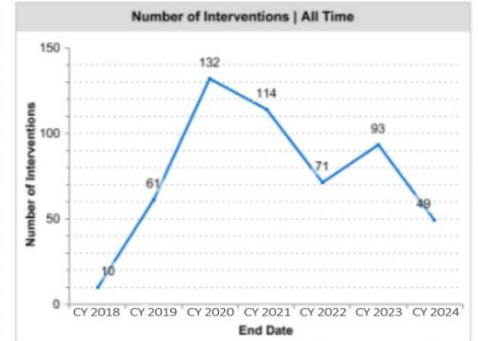
### Implementing Coaches | CY 2024

| Person: Full Name    | # of Interventions per Coach | Participants |
|----------------------|------------------------------|--------------|
| Aggrey Msuka         | 3                            | 104          |
| Elizabeth Nyaganilwa | 3                            | 104          |
| Francisca Madafu     | 3                            | 104          |
| Priscar Mpetah       | 3                            | 104          |
| Scola Lucas          | 3                            | 104          |
| Benadeth Kagine      | 3                            | 78           |
| Devotha Kalinga      | 3                            | 78           |
| Felister Thomas      | 3                            | 78           |
| Mohamed Abdallah     | 3                            | 78           |
| Nurath Ibrahim       | 3                            | 78           |
| Pius Sangali         | 3                            | 78           |
| RACHEL CHAVALA       | 3                            | 78           |
| ALLEN MGAYA          | 3                            | 77           |
| LEAH MISANA          | 3                            | 77           |
| Peter Mbata          | 3                            | 77           |
| Abi Joseph           | 3                            | 76           |
| Jailo Lumato         | 3                            | 76           |
| Spora Mvena          | 3                            | 76           |
| Veronica Sangha      | 3                            | 76           |
| Abdul Kasanga        | 2                            | 61           |
| Latson Jelas         | 2                            | 60           |
| Mary Kinyaga         | 2                            | 52           |
| Razack Omarv         | 2                            | 51           |
| Cardis Bayo          | 2                            | 48           |
| Isaack Daudi         | 1                            | 36           |
| Modestus Lucas       | 1                            | 32           |
| Felix Gabriel        | 1                            | 30           |
| Silvanus Kipingi     | 1                            | 30           |
| Stanley Kisha        | 1                            | 30           |
| Calvin Myula         | 1                            | 28           |
| Agrey William        | 1                            | 26           |
| Iddris Ahmed         | 1                            | 26           |
| Mary Kipynga         | 1                            | 26           |
| Stanley Adam         | 1                            | 26           |
| Damian Agustino      | 1                            | 23           |
| Marcelino Mwalipisi  | 1                            | 23           |
| Hashim Alex          | 1                            | 18           |

### CSVs bt Big 5 | CY 2024

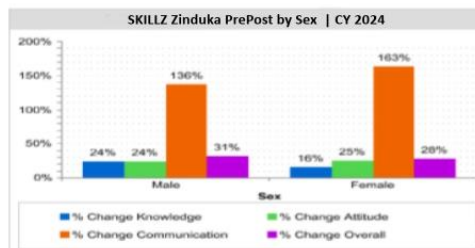
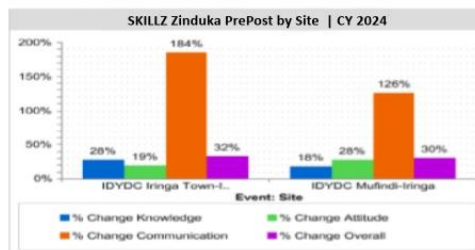
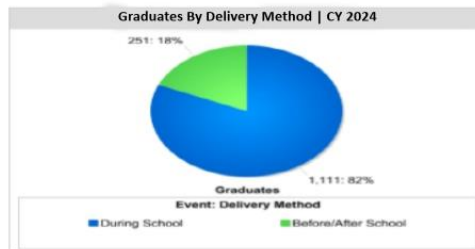
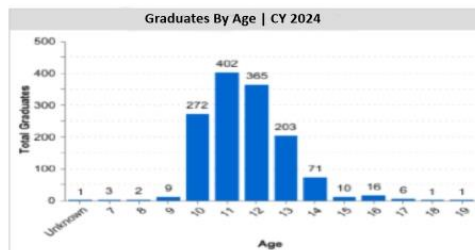
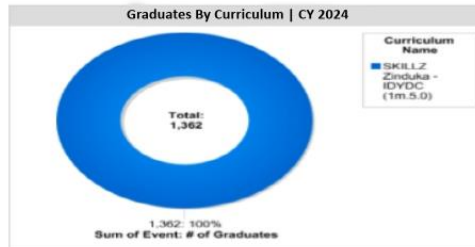


### Implementation



### Testing

| Date         | Total Tested | Total Tested for Malaria |                                       |
|--------------|--------------|--------------------------|---------------------------------------|
|              |              | Total Tested Positive    | Sum of Number of Bed Nets Distributed |
| CY 2022      | 407          | 0                        | 0                                     |
| CY 2023      | 677          | 4                        | 0                                     |
| CY 2024      | 500          | 1                        | 120                                   |
| <b>Total</b> | <b>1,584</b> | <b>5</b>                 |                                       |



#### Coaches Receiving CSVs | CY 2024

| Coach Name            | Total CSVs |
|-----------------------|------------|
| Abdul Kasanga         | 1          |
| Abi Joseph            | 1          |
| Aagrey Msuka          | 2          |
| Aagrey William        | 1          |
| ALLEN MGAYA           | 2          |
| Benadoth Kagine       | 2          |
| Cardis Bayo           | 1          |
| Damian Aquatino       | 1          |
| Devotha Kalinaa       | 2          |
| Elizabeth Nyaganibera | 2          |
| Felister Thomas       | 2          |
| Francisca Madafu      | 2          |
| Hashim Alex           | 1          |
| Jallo Lumato          | 2          |
| Latson Jolas          | 1          |
| LEAH MISANA           | 2          |
| Marcelino Mwalolisi   | 1          |
| Mary Kinyaga          | 1          |
| Mary Kipyoga          | 1          |
| Modestus Lucas        | 1          |
| Mohamed Abdallah      | 2          |
| Nurath Ibrahim        | 2          |
| Peter Mbatia          | 2          |
| Pius Sangali          | 2          |
| Priscar Mpetah        | 2          |
| RACHEL CHAVALA        | 1          |
| Rezeck Omary          | 1          |
| Scola Lucas           | 2          |
| Spora Myena           | 2          |
| Stanley Adam          | 1          |
| Veronica Sanga        | 2          |
| <b>Total</b>          | <b>48</b>  |

#### CSVs per Staff Member | CY 2024

| Staff Conducting CSV | CSVs per Staff Member | Total CSVs |
|----------------------|-----------------------|------------|
| Cydrilan Chaula      | 18                    | 18         |
| Gasper Mitila        | 9                     | 9          |
| Joseph Lyando        | 6                     | 6          |
| MAGRETH SANGA        | 4                     | 4          |
| <b>Total</b>         | <b>11</b>             | <b>48</b>  |

#### Trained Coaches

| End Date     | Total Trainings | Coaches Trained |
|--------------|-----------------|-----------------|
| CY 2020      | 1               | 15              |
| CY 2021      | 4               | 70              |
| CY 2022      | 3               | 75              |
| CY 2023      | 3               | 8               |
| CY 2024      | 4               | 50              |
| <b>Total</b> | <b>15</b>       | <b>218</b>      |